

### Product Description

**B-DAZZLE** was formulated to remove scale and scum from hard, nonporous bathroom surfaces. Offers economical dilution and doesn't contain volatile organic ingredients that can adversely impact indoor air quality. Orange color makes it easily identified when diluted into secondary containers. Safe to use on washable hard surfaces, such as ceramic, glazed tile, Corian, Formica, grout, faucets and fixtures, porcelain and cured fiberglass.



### Uses

For use on all hard sealed surfaces found in bathrooms: Porcelain, Ceramic, Formica, Metals, Terrazzo and more!

### Product Information


pH	
Color:	Orange
Density:	
Flammability:	Non-Flammable
Shelf Life:	1 year 22°C 30 Days 50°C
Stability:	Freeze-Thaw Stable
Odor:	Mild Odor

### Features

- Leaves a long-lasting pleasant odor behind.
- Low foaming formula for rinse-free cleaning.
- Easy to dispense
- Economical
- Ultra concentrated formula.

### Directions For Use

1. Simply spray on the surface to be cleaned and wait a few seconds for solution to begin working.
2. Rinse with clean water, wipe off with clean rag or paper towel



### Dilution Ratios

**Normal:** 1 oz of B-Dazzle to 1 quart of water (32 to 1)

### Precautionary Statements

**KEEP OUT OF REACH OF CHILDREN.**

**EMERGENCY ACTIONS:** Have product container or label with you when calling a poison control center or doctor, or going for treatment.

**IF IN EYES:** Hold eye open and rinse slowly and gently with water for 15-20 minutes. Remove contact lenses, if present, after the first 5 minutes, then continue rinsing eye. Call a poison control center or doctor for treatment advice.

**IF ON SKIN OR CLOTHING:** Take off contaminated clothing. Rinse skin immediately with plenty of water for 15-20 minutes. Call a poison control center or doctor for treatment advice.

**IF SWALLOWED:** Call a poison control center or doctor immediately for treatment advice. Have person sip a glass of water if able to swallow. Do not induce vomiting unless told to do so by the poison control center or doctor. Do not give anything by mouth to an unconscious person.

**IF INHALED:** Move person to fresh air. If person is not breathing, call 911 or an ambulance then give artificial respiration, preferably by mouth-to-mouth, if possible. Call a poison control center or doctor for further treatment advice.

**In case of emergency call 1-800-535-5053**

# C-THRU MULTI-SURFACE CLEANER

## Product Description

**C-THRU** is the ultimate multi-surface cleaner. It uses the latest surfactant technology to clean almost any hard surface without streaking or leaving residue behind.



## Uses

Cleans free on glass, plastic, ceramic, formica, stainless steel, paint, enamel and many other surfaces.

## Product Information

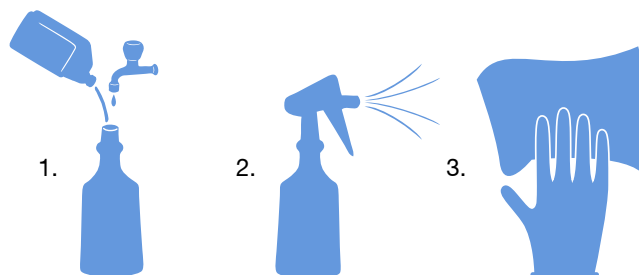
pH	8.0
Color:	Blue
Density:	
Flammability:	Flammable
Shelf Life:	1 year 22°C 30 Days 50°C
Stability:	Freeze-Thaw Stable
Odor:	Floral Scent

## Features

- Dries streak-free
- Cuts through grease
- Emulsifies surface oils
- Dissolves insect residue
- Can be used at higher strengths for exceptionally soiled surfaces
- Contains no phosphorous
- Biodegradable

## Directions For Use

1. Simply spray on the surface to be cleaned and wait a few seconds for solution to begin working.
2. Wipe off with clean rag or paper towel



## Dilution Ratios

Dilute 9:1 - Water:Concentrate

## Precautionary Statements

Contains Isopropyl Alcohol  
Contains Ethylene Glycol Monobutyl Ether

**KEEP OUT OF REACH OF CHILDREN.**

**EMERGENCY ACTIONS:** Have product container or label with you when calling a poison control center or doctor, or going for treatment.

**IF IN EYES:** Hold eye open and rinse slowly and gently with water for 15-20 minutes. Remove contact lenses, if present, after the first 5 minutes, then continue rinsing eye. Call a poison control center or doctor for treatment advice.

**IF ON SKIN OR CLOTHING:** Take off contaminated clothing. Rinse skin immediately with plenty of water for 15-20 minutes. Call a poison control center or doctor for treatment advice.

**IF SWALLOWED:** Call a poison control center or doctor immediately for treatment advice. Have person sip a glass of water if able to swallow. Do not induce vomiting unless told to do so by the poison control center or doctor. Do not give anything by mouth to an unconscious person.

**IF INHALED:** Move person to fresh air. If person is not breathing, call 911 or an ambulance then give artificial respiration, preferably by mouth-to-mouth, if possible. Call a poison control center or doctor for further treatment advice.

**In case of emergency call 1-800-535-5053**

### Product Description

**DYNA-SCRUB Tile & Grout Cleaner** has been made from a blend of environmentally preferred acids and surfactants that has been designed to remove soap scum, penetrated dirt and mineral deposits from tile & grout surfaces.

**DYNA-SCRUB** is designed to remove stains on grout and hard tile surfaces that originates from mineral and soap deposits.



### Uses

To remove stains and discolorations from tile & grout in restrooms, sales floor, produce areas and many other interior and exterior surfaces.

### Product Information

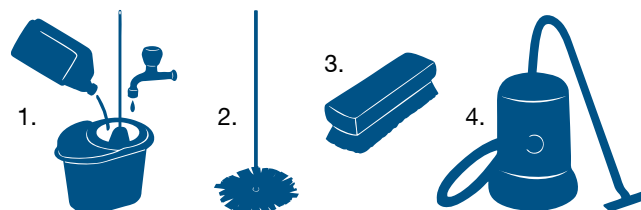
pH	5.4
Color:	Pale Yellow
Density:	8.45 #/GAL
Flammability:	Non-Flammable
Shelf Life:	1 year 22°C 30 Days 50°C
Stability:	Freeze-Thaw Stable
Odor:	Mild Lavender Odor

### Features

- Environmentally friendly
- Will not damage grout over time
- Non fuming
- Simple and easy to work with
- Contains no harsh acids, alkaine, phosphates or solvents
- Pleasant lavender odor

### Directions For Use

1. Apply diluted DYNA-SCRUB solution to surface using 5-gallon bucket, pump sprayer, auto-scrubber or wet mop.
2. Allow solution to remain on surface for 5 to 10 minutes before agitating with brush.
3. Remove solution with wet vacuum, auto-scrubber, floor squeegee or wet mop.
4. Rinse thoroughly with water.



### Dilution Ratios

- Normal:** 32oz to 4 gallons of water 16 to 1  
**Heavy Duty:** 32oz to 2 gallons of water 8 to 1  
**Auto-Scrubber:** 32oz to 8 gallons of water 32 to 1

### Precautionary Statements

**KEEP OUT OF REACH OF CHILDREN.**

**EMERGENCY ACTIONS:** Have product container or label with you when calling a poison control center or doctor, or going for treatment.

**IF IN EYES:** Hold eye open and rinse slowly and gently with water for 15-20 minutes. Remove contact lenses, if present, after the first 5 minutes, then continue rinsing eye. Call a poison control center or doctor for treatment advice.

**IF ON SKIN OR CLOTHING:** Take off contaminated clothing. Rinse skin immediately with plenty of water for 15-20 minutes. Call a poison control center or doctor for treatment advice.

**IF SWALLOWED:** Call a poison control center or doctor immediately for treatment advice. Have person sip a glass of water if able to swallow. Do not induce vomiting unless told to do so by the poison control center or doctor. Do not give anything by mouth to an unconscious person.

**IF INHALED:** Move person to fresh air. If person is not breathing, call 911 or an ambulance then give artificial respiration, preferably by mouth-to-mouth, if possible. Call a poison control center or doctor for further treatment advice.

**In case of emergency call 1-800-535-5053**

### Product Description

**GREASE GRABBER** is a highly concentrated blend of surfactants, emulsifiers, and builders, that aggressively cleans and degreases in one operation. While very effective on normal greases and oils, **GREASE GRABBER** also has been proven to be particularly effective in degreasing animal fats. Its high foaming action provides extra cling to vertical surfaces for more effective cleaning.



### Uses

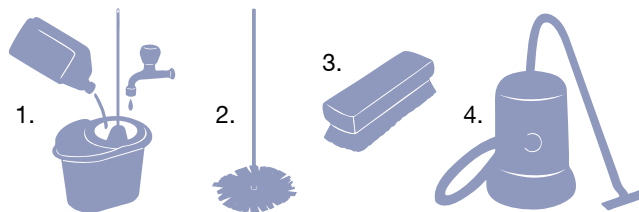
For emulsifying oils, greases and animal fats and the cleaning of hard surfaces.

### Product Information

pH	12.0
Color:	Purple
Density:	8.55 #/GAL
Flammability:	Non-Flammable
Shelf Life:	1 year 22°C 30 Days 50°C
Stability:	Freeze-Thaw Stable
Odor:	Mild Neutral Odor

### Directions For Use

1. Apply diluted solution liberally to surface. DO NOT treat more than 250 sq ft at one time.
2. Allow solution to remain on floor for 2-5 minutes before scrubbing.
3. Remove solution with vacuum or mop.
4. Rinse thoroughly with cold water.



### Dilution Ratios

#### For VERY HEAVY DEGREASING

- Dilute 1 part GREASE GRABBER to 32 parts water. (4oz / gal)

#### For HEAVY DEGREASING

- Dilute 1 part GREASE GRABBER to 64 parts water. (2oz / gal)

#### For MEDIUM DEGREASING

- Dilute 1 part GREASE GRABBER to 128 parts water. (1oz / gal)

#### For LIGHT CLEANING

- Dilute 1 part GREASE GRABBER to 192 parts water. (3/4 oz / gal)

For maintaining, cleaning and degreasing quarry tile floors, dilute to 1/2 to 1oz per gal of water.

### Precautionary Statements

**KEEP OUT OF REACH OF CHILDREN.**

**EMERGENCY ACTIONS:** Have product container or label with you when calling a poison control center or doctor, or going for treatment.

**IF IN EYES:** Hold eye open and rinse slowly and gently with water for 15-20 minutes. Remove contact lenses, if present, after the first 5 minutes, then continue rinsing eye. Call a poison control center or doctor for treatment advice.

**IF ON SKIN OR CLOTHING:** Take off contaminated clothing. Rinse skin immediately with plenty of water for 15-20 minutes. Call a poison control center or doctor for treatment advice.

**IF SWALLOWED:** Call a poison control center or doctor immediately for treatment advice. Have person sip a glass of water if able to swallow. Do not induce vomiting unless told to do so by the poison control center or doctor. Do not give anything by mouth to an unconscious person.

**IF INHALED:** Move person to fresh air. If person is not breathing, call 911 or an ambulance then give artificial respiration, preferably by mouth-to-mouth, if possible. Call a poison control center or doctor for further treatment advice.

**In case of emergency call 1-800-535-5053**



### Product Description

**JUST NEUTRAL** is an ultra concentrated floor cleaner for all high speed floor finishes. Cleans and conditions prior to burnishing. Dries clear, low foaming and easy to dispense. Neutral pH will not harm floor finishes.



### Uses

Designed for use on most floors including finished floors and polished surfaces. Not ideal for bathroom floors.

### Product Information

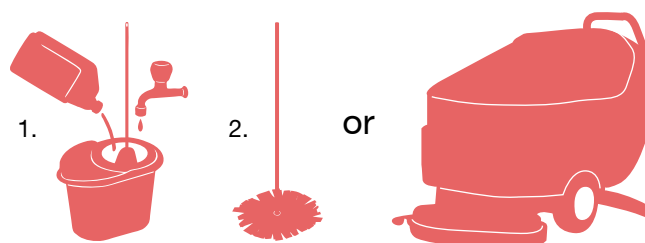
pH	7.3
Color:	Pink
Density:	
Flammability:	Non-Flammable
Shelf Life:	1 year 22°C 30 Days 50°C
Stability:	Freeze-Thaw Stable
Odor:	Cherry Odor

### Features

- Dries Clear
- Mop or Autoscrubber
- Biodegradable

### Directions For Use

1. Remove the cap and pour concentrated liquid into mop bucket or autoscrubber.
2. Fill remaining container with water.
3. Apply to floor liberally and evenly.
4. Allow to air dry. Dries clear.



### Dilution Ratios

#### AUTOSCRUBBER :

1 oz., JUST NEUTRAL CLEANER to 8 gallons of water

#### MOP BUCKET:

1 oz., JUST NEUTRAL CLEANER to 4 gallons of water

### Precautionary Statements

**KEEP OUT OF REACH OF CHILDREN.**

**EMERGENCY ACTIONS:** Have product container or label with you when calling a poison control center or doctor, or going for treatment.

**IF IN EYES:** Hold eye open and rinse slowly and gently with water for 15-20 minutes. Remove contact lenses, if present, after the first 5 minutes, then continue rinsing eye. Call a poison control center or doctor for treatment advice.

**IF ON SKIN OR CLOTHING:** Take off contaminated clothing. Rinse skin immediately with plenty of water for 15-20 minutes. Call a poison control center or doctor for treatment advice.

**IF SWALLOWED:** Call a poison control center or doctor immediately for treatment advice. Have person sip a glass of water if able to swallow. Do not induce vomiting unless told to do so by the poison control center or doctor. Do not give anything by mouth to an unconscious person.

**IF INHALED:** Move person to fresh air. If person is not breathing, call 911 or an ambulance then give artificial respiration, preferably by mouth-to-mouth, if possible. Call a poison control center or doctor for further treatment advice.

**In case of emergency call 1-800-535-5053**

# ONE-D CLEANER, DISINFECTANT & VIRUCIDE

## Product Description

**ONE-D** is a pleasant scented concentrated neutral pH cleaner, disinfectant & virucide that acts as a mildew stat (on hard non, inanimate surfaces), a fungicide (against pathogenic fungi), kills pandemic 2009 H1N1 influenza A virus (formally called swine flu). It cleans, disinfects and deodorizes.



## Directions for Use

It is violation of Federal Law to use this product in a manner inconsistent with its labeling. This product is a phosphate-free, pH neutral formulation designed to provide effective cleaning, deodorizing, and disinfection for retail stores, hospitals, nursing homes, schools, food service establishments, restaurants, office buildings, athletic/recreation facilities, sports stadiums, and convention centers where housekeeping is of prime importance in controlling cross-contamination from treated surfaces. This product when used as directed is formulated to disinfect the following hard non-porous inanimate environmental surfaces: floors, glass, restroom fixtures, walls, counters, metal surfaces, stainless steel surfaces, glazed porcelain, glazed ceramic tile, plastic surfaces, vanity tops, shower stalls, bathtubs, and cabinets. This product is not for use on critical and semi critical medical device surfaces.

**DISINFECTION** - To disinfect inanimate, hard non-porous surfaces, add 2 ounces of this product per gallon of water. Apply solution with mop, cloth, sponge, hand pump trigger sprayer or low pressure coarse sprayer so as to wet all surfaces thoroughly. to remain wet for 10 minutes, then remove excess liquid. For sprayer applications, spray 6-8 inches from surface; rub with brush, sponge or cloth. Do not breathe spray mist. For heavily soiled areas, a pre-cleaning step is required. Prepare a fresh solution for each use. **KILLS HIV-1, HIV-2, HBV, AND**

## Directions for Use (cont'd)

**HCV ON PRECLEANED ENVIRONMENTAL SURFACES/OBJECTS PREVIOUSLY SOILED WITH BLOOD/BODY FLUIDS** in health care settings (Hospitals, Nursing homes) or other settings in which there is an expected likelihood of soiling of inanimate surfaces/objects with blood or body fluids, and in which the surfaces/objects likely to be soiled with blood or body fluids can be associated with the potential for transmission of Human Immunodeficiency Virus Type 1 or Type 2 (HIV-1 or HIV-2) (associated with AIDS), Hepatitis B Virus (HBV), and Hepatitis C Virus (HCV). **SPECIAL INSTRUCTIONS FOR CLEANING AND DECONTAMINATION AGAINST HIV-1, HIV-2, HBV, AND HCV ON SURFACES/OBJECTS SOILED WITH BLOOD/BODY FLUIDS.**  
**PERSONAL PROTECTION:** When handling items soiled with blood or body fluids use disposable latex gloves, gowns, masks, and eye coverings. **CLEANING PROCEDURES:** Blood and other body fluids must be thoroughly cleaned from surfaces and objects before application of this product. **CONTACT TIME:** Allow surface to remain wet for 10 minutes. **DISPOSAL OF INFECTIOUS MATERIALS:** Blood and other body fluids must be autoclaved and disposed of according to local regulations for infectious waste disposal. **EFFICACY TESTS HAVE DEMONSTRATED THAT THIS PRODUCT IS AN EFFECTIVE BACTERICIDE AND \*VIRUCIDE AGAINST THE LISTED ORGANISMS IN WATER UP TO 400 PPM HARDNESS (AS CaCO<sub>3</sub>) IN THE PRESENCE OF ORGANIC SOIL (5% BLOOD SERUM). THIS PRODUCT IS AN EFFECTIVE FUNGICIDE AGAINST THE LISTED FUNGI IN WATER UP TO 200 PPM HARDNESS (AS CaCO<sub>3</sub>) IN THE PRESENCE OF ORGANIC SOIL (5% BLOOD SERUM). THIS PRODUCT IS AN EFFECTIVE FUNGICIDE AGAINST THE LISTED FUNGI IN WATER UP TO 200 PPM HARDNESS (AS CaCO<sub>3</sub>) IN THE PRESENCE OF ORGANIC SOIL (5% BLOOD SERUM).**  
**GENERAL CLEANING** - Apply this product to soiled area with a mop, cloth, sponge, hand pump trigger sprayer or low pressure coarse sprayer. This product can be diluted at 2 ounces per gallon, (1/2 for 32oz quart) or applied at full strength. Thoroughly wet soiled surface and scrub as necessary.

**DEODORIZATION** - To deodorize, apply this product as indicated under the heading DISINFECTION.

**MILDEWSTAT** - To control mold and mildew and the odors they cause on pre-cleaned, hard, non-porous inanimate surfaces add 2 ounces of this product per gallon of water. Apply solution with a cloth, mop, sponge, or hand pump trigger sprayer making sure to wet all surfaces completely. Let air dry. Prepare a fresh solution for each use. Repeat application at weekly intervals or when mildew growth appears.

**FIRST AID:** Have product container or label with you when calling a poison control center or doctor, or going for treatment. **IF IN EYES:** Hold eye open and rinse slowly and gently with water for 15-20 minutes. Remove contact lenses, if present, after the first 5 minutes, then continue rinsing eye. Call a poison control center or doctor for treatment advice. **IF ON SKIN OR CLOTHING:** Take off contaminated clothing. Rinse skin immediately with plenty of water for 15-20 minutes. Call a poison control center or doctor for treatment advice. **IF SWALLOWED:** Call a poison control center or doctor immediately for treatment advice. Have person sip a glass of water if able to swallow. Do not induce vomiting unless told to do so by the poison control center or doctor. Do not give anything by mouth to an unconscious person. **IF INHALED:** Move person to fresh air. If person is not breathing, call 911 or an ambulance then give artificial respiration, preferably by mouth-to-mouth, if possible. Call a poison control center or doctor for further treatment advice. **NOTE TO PHYSICIAN:** Probable mucosal damage may contraindicate the use of gastric lavage.

### Product Description

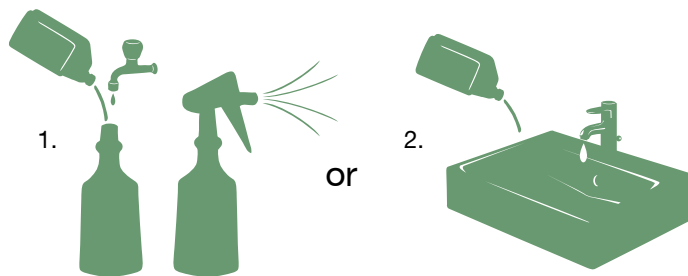
**SQUEAKY KLEEN** is the strongest blend of state of the art surfactants, emulsifiers, sequestrants and builders available anywhere. It rapidly attacks and floats away the most stubborn greases and soils. It is phosphate free, DEA free, solvent free, economical, fast acting, pleasant smelling, high sudsing and gentle.

### Features

- Phosphate free
- DEA free
- Solvent free
- Economical
- Fast acting
- Pleasant smelling
- High sudsing
- Gentle
- Streak free

### Directions For Use

- 1. TO DISPENSE INTO BOTTLE** - Loosen the cap on the bottle, squeeze until the spout is filled with one ounce of SQUEAKY KLEEN, pour into a spray bottle and fill the rest of the bottle with water.
- 2. TO DISPENSE INTO SINK** - Loosen the cap on the bottle, squeeze until the spout is filled with one ounce of SQUEAKY KLEEN and pour into sink. Repeat depending upon sink size.



### Dilution Ratios

**Dilute 1/4 - 1/2 ounces per gallon.** Use hot water for best results. Rough clean with brush or pad and let soak. Rinse in clear water. Very stubborn soils can be easily removed after soaking.

### Precautionary Statements

**KEEP OUT OF REACH OF CHILDREN.**

**EMERGENCY ACTIONS:** Have product container or label with you when calling a poison control center or doctor, or going for treatment.

**IF IN EYES:** Hold eye open and rinse slowly and gently with water for 15-20 minutes. Remove contact lenses, if present, after the first 5 minutes, then continue rinsing eye. If irritation persists, seek medical help.

**IF SWALLOWED:** If ingested, induce vomiting. Call a poison control center or doctor immediately for treatment advice. Do not give anything by mouth to an unconscious person.

**IF INHALED:** Move person to fresh air. If person is not breathing, call 911 or an ambulance then give artificial respiration, preferably by mouth-to-mouth, if possible. Call a poison control center or doctor for further treatment advice.

**In case of emergency call 1-800-535-5053**



### Uses

It is designed to be used in sinks at 1/4 to 1/2 oz/gal or as an exterior heavy-duty degreaser at 1oz per quart.

### Product Information

pH	8.5 ±0.2
Color:	Straw
Density:	8.8 #/gal
Flammability:	Non-Flammable
Shelf Life:	1 year 22°C 30 Days 50°C
Stability:	Passes 3 Freeze-Thaw Cycles
Odor:	Mild Lilac